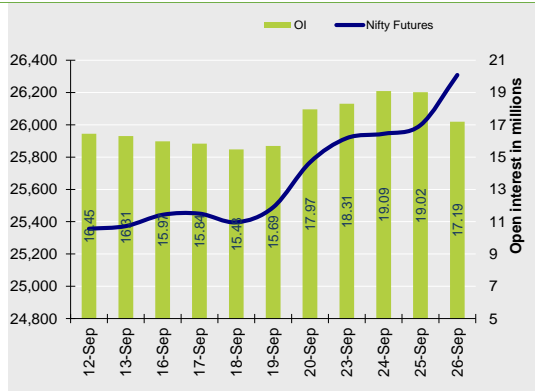


**Nifty Snapshot**

	Close	Prv Cl.	Ab chg	% chg
<b>Spot</b>	26,216.05	26,004.15	211.90	0.81
<b>Futures</b>	26,308.85	25,998.20	310.65	1.19
<b>OI(mlshr)</b>	17.19	19.02	-1.83	-9.62
<b>Vol (lots)</b>	430510	400715	29795	7.44
<b>COC</b>	92.80	-5.95	98.75	-1659.7
<b>PCR-OI</b>	1.37	1.33	0.04	2.9

**Nifty Futures Price v/s OI**



**Institutional Activity in previous trading session**

(in Rs cr.)	Buy	Sell	Net
Index Futures	11536.93	11062.45	474.48
Index Options	3496694.06	3385495.58	111198.48
Stock Futures	70916.13	57258.20	13657.93
Stock Options	19039.38	20927.30	-1887.92
FII Cash	26,421.21	25,791.25	629.96
DII Cash	15,461.30	13,056.18	2,405.12

**Net FII Activity (in Rs cr.)**

Date	Idx Fut	Stk Fut	Idx Opt	Cash
26-Sep	474.5	13657.9	111198.5	630
25-Sep	-679.4	-3052.1	-56715.4	-974
24-Sep	-1482.2	3232.8	-26142.9	-2784
23-Sep	188.3	805.9	-4578.7	404
20-Sep	9144.6	16401.7	32753.5	14064
19-Sep	-924.3	3392.0	2668.8	-2548

**Technical Pivot (Intraday):**

	S2	S1	PIVOT	R1	R2
NIFTY	26020	26165	26250	26395	26480
BANKNIFTY	54130	54340	54490	54700	54850

(Price is in Rs; OI is in million units; Price chg and OI chg are in percentage) **NB RESEARCH**

**Fresh Longs seen in:**

Scrip	Price	Price chg	OI	OI Chg
NIFTYNXT50	76988.4	0.7	0.0	39.1
JINDALSTEL	1037.2	0.8	18.5	6.4
TITAN	3787.9	0.6	9.6	5.5

**Short Covering seen in:**

Scrip	Price	Price chg	OI	OI Chg
M&MFIN	335.6	1.4	31.3	-28.7
UBL	2173.3	1.5	1.7	-28.3
SYNGENE	884.4	0.1	5.2	-27.0

**Fresh Shorts seen in:**

Scrip	Price	Price chg	OI	OI Chg
CROMPTON	422.4	-5.0	15.9	10.7
CIPLA	1634.4	-1.1	10.8	4.1
ZYDUSLIFE	1064.6	-0.9	11.9	3.7

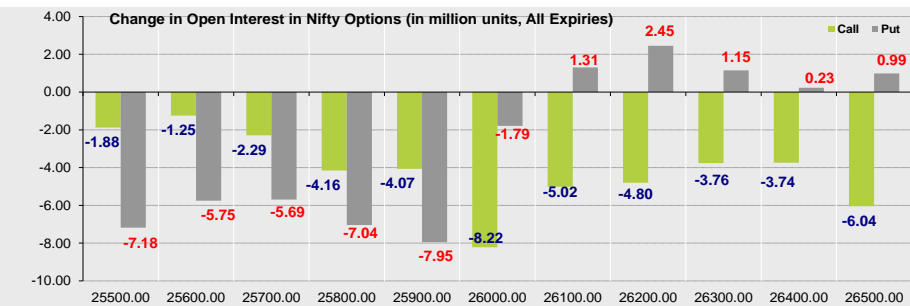
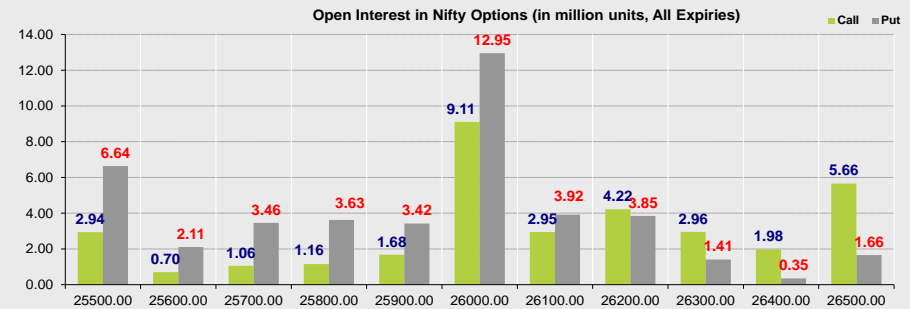
**Long Unwinding seen in:**

Scrip	Price	Price chg	OI	OI Chg
GRANULES	552.1	-1.2	3.4	-67.4
LALPATHLAB	3287.7	-1.8	0.7	-24.8
LUPIN	2203.8	-1.2	10.6	-21.8

**Summary**

- Indian markets closed on a positive note where buying was mainly seen in Metals, Automobiles, FMCG sectors. Nifty Oct Futures closed at 26308.85 (up 310.65 points) at a premium of 92.80 pts to spot.
- FII's were net buyers in Cash to the tune of 629.96 Cr and were net buyers in index futures to the tune of 474.48 Cr.
- India VIX decreased by 7.12% to close at 12.00 touching an intraday high of 12.74.

**Open Interest in Nifty Options:**



- The above second chart shows previous trading day's change in Nifty options where Addition in OI were seen in 26100, 26200, 26300 strike Puts and liquidation at 26500, 26400, 26300, 26200 strike Calls indicating market is likely to remain positive in the near term.
- Highest OI build-up is seen at 26000 strike Calls and 26000 strike Puts, to the tune of 9.11mn and 12.95mn respectively.

**Outlook on Nifty:**

**Index is likely to open on a flat note today and is likely to remain positive during the day.**

NIFTY50 Options OI (CE OI = Resistance) (PE OI = Support)			
Symbol	Highest CE OI	Highest PE OI	CMP
ADANIPTS	1500	1400	1483
ADANIENT	3100	3000	3144
ASIANPAINT	3400	3000	3293
AXISBANK	1300	1200	1284
BAJAJ-AUTO	13000	12000	12726
BAJAJFINSV	2000	1900	1993
BAJFINANCE	8000	7000	7811
BHARTIARTL	1800	1600	1784
BPCL	350	330	347
BRITANNIA	6500	6300	6292
CIPLA	1660	1600	1634
COALINDIA	500	500	511
DIVISLAB	5500	5000	5394
DRREDDY	7000	6200	6786
EICHERMOT	5000	5000	5032
GRASIM	2800	2500	2765
HCLTECH	1800	1700	1785
HDFCBANK	1800	1700	1793
HDFCLIFE	800	700	735
HEROMOTOCO	6200	5500	6084
HINDALCO	750	700	739
HINDUNILVR	3000	2700	2984
ICICIBANK	1300	1300	1332
ITC	520	500	526
INDUSINDBK	1500	1400	1464

NIFTY50 Options OI (CE OI = Resistance) ( PE OI = Support)			
Symbol	Highest CE OI	Highest PE OI	CMP
INFY	1900	1900	1896
IOC	170	170	173
JSWSTEEL	1000	900	1012
KOTAKBANK	2000	1800	1917
LT	3800	3600	3783
LTIM	6500	5500	6190
M&M	3200	2800	3199
MARUTI	13500	13000	13482
NESTLEIND	2800	2600	2764
NTPC	440	430	437
ONGC	300	300	298
POWERGRID	400	360	368
RELIANCE	3000	2900	3021
SBILIFE	1900	1800	1911
SBIN	800	800	807
SUNPHARMA	1900	1800	1910
TATACONSUM	1250	1200	1222
TATAMOTORS	1000	900	1001
TATASTEEL	170	160	167
TCS	4300	4300	4305
TECHM	1700	1600	1612
TITAN	4000	3700	3788
ULTRACEMCO	12500	12000	12149
UPL	620	600	606
WIPRO	550	500	545

OI against MWPL				
Symbol	MWPL	Open Interest	Limit for next day	% OI
RBLBANK	121256568	102960000	12233739	85%
BANDHANBNK	193370862	153050800	30651518	79%
IDFCFIRSTB	966311538	707422500	210573461	73%
MANAPPURAM	109626743	80160000	23985405	73%
HINDCOPPER	65482129	45513750	16694272	70%
PNB	591377974	408680000	153129075	69%
CONCOR	55081874	37086000	15241780	67%
SAIL	289139949	191572000	83110951	66%
CANBK	672420574	433937250	204862295	65%
BANKBARODA	372635498	231531300	122472423	62%
NMDC	229794455	141831000	76473732	62%
ABFRL	83419778	50499800	28748989	61%
PEL	24116103	14435250	8475047	60%
LICHSGFIN	60244101	35742000	21489895	59%
NATIONALUM	178967755	105330000	64689367	59%
GMRINFRA	716538553	419130000	261581625	58%
LTF	167461848	95205694	63883061	57%
BSOFT	32626827	18123000	12872485	56%
IEX	177845485	95756250	73196960	54%
IDEA	7934775627	4131440000	3406596845	52%
VEDL	339787241	175335900	147461978	52%
HAL	37934515	19560600	16477189	52%
IRCTC	60165566	31003875	26153412	52%
INDUSTOWER	258462437	132498000	113041315	51%
GNFC	17249403	8685300	7701632	50%

OI against MWPL				
Symbol	MWPL	Open Interest	Limit for next day	% OI

**Derivative Recommendations:**

Stock Name	Call (Buy/Sell)	Entry price	Targets	Stop Loss	Duration	Status
TATAPOWER 480CE	Buy	17.8	25	13	1-2 Days	Open
LTF Future	Buy	185.95	191	181	Positional	Open
JSWSTEEL 1000CE	Buy	39	60	28	1-2 Days	Open

**FROM THE EQUITY DERIVATIVE DESK:**

**NIRAV HARISH CHHEDA**

AVP - DERIVATIVES AND TECHNICAL RESEARCH

E-Mail: [nirav.chheda@nirmalbang.com](mailto:nirav.chheda@nirmalbang.com)

Tel no: 6273-8199/8000

**AMIT BHUPTANI**

SNR.DERIVATIVES AND TECHNICAL RESEARCH ANALYST

E-Mail: [amit.bhuptani@nirmalbang.com](mailto:amit.bhuptani@nirmalbang.com)

Tel no: 6273-8242/8000

**DISCLOSURES**

Research Reports that are published by Nirmal Bang Securities Private Limited (hereinafter referred to as "NBSPL") are for private circulation only. NBSPL is a registered Research Analyst under SEBI (Research Analyst) Regulations, 2014 having Registration no. INH000001766. NBSPL is also a registered Stock Broker with National Stock Exchange of India Limited, BSE Limited, Metropolitan Stock Exchange of India Limited, Multi Commodity Exchange of India Limited, National Commodity and Derivative Exchange Limited and Indian Commodity Exchange Limited in cash and Equity and Commodities derivatives segments.

NBSPL has other business divisions with independent research teams separated by Chinese walls, and therefore may, at times, have different or contrary views on stocks and markets.

NBSPL or its associates have not been debarred / suspended by SEBI or any other regulatory authority for accessing / dealing in securities Market. NBSPL, its associates or analyst or his relatives do not hold any financial interest (Except Investment) in the subject company. NBSPL or its associates or Analyst do not have any conflict or material conflict of interest at the time of publication of the research report with the subject company. NBSPL or its associates or Analyst or his relatives may or may not hold beneficial ownership of 1% or more in the subject company at the end of the month immediately preceding the date of publication of this research report.

NBSPL or its associates / analyst has not received any compensation / managed or co-managed public offering of securities of the company covered by Analyst during the past twelve months. NBSPL or its associates have not received any compensation or other benefits from the company covered by Analyst or third party in connection with the research report. Analyst has not served as an officer, director or employee of Subject Company. NBSPL / analyst has not been engaged in market making activity of the subject company.

Analyst Certification: The research analysts and authors of these reports, hereby certify that the views expressed in this research report accurately reflects my/our personal views about the subject securities, issuers, products, sectors or industries. It is also certified that no part of the compensation of the analyst(s) was, is, or will be directly or indirectly related to the inclusion of specific recommendations or views in this research. The analyst(s) principally responsible for the preparation of this research report and has taken reasonable care to achieve and maintain independence and objectivity in making any recommendations.

**DISCLAIMER**

This report is for the personal information of the authorized recipient and does not construe to be any investment, legal or taxation advice to you. NBSPL is not soliciting any action based upon it. Nothing in this research shall be construed as a solicitation to buy or sell any security or product, or to engage in or refrain from engaging in any such transaction. In preparing this research, we did not take into account the investment objectives, financial situation and particular needs of the reader.

This research has been prepared for the general use of the clients of NBSPL and must not be copied, either in whole or in part, or distributed or redistributed to any other person in any form. If you are not the intended recipient you must not use or disclose the information in this research in any way. Though disseminated to all the customers simultaneously, not all customers may receive this report at the same time. NBSPL will not treat recipients as customers by virtue of their receiving this report. This report is not directed or intended for distribution to or use by any person or entity resident in a state, country or any jurisdiction, where such distribution, publication, availability or use would be contrary to law, regulation or which would subject NBSPL & its group companies to registration or licensing requirements within such jurisdictions.

The report is based on the information obtained from sources believed to be reliable, but we do not make any representation or warranty that it is accurate, complete or up-to-date and it should not be relied upon as such. We accept no obligation to correct or update the information or opinions in it. NBSPL or any of its affiliates or employees shall not be in any way responsible for any loss or damage that may arise to any person from any inadvertent error in the information contained in this report. NBSPL or any of its affiliates or employees do not provide, at any time, any express or implied warranty of any kind, regarding any matter pertaining to this report, including without limitation the implied warranties of merchantability, fitness for a particular purpose, and non-infringement. The recipients of this report should rely on their own investigations.

This information is subject to change without any prior notice. NBSPL reserves its absolute discretion and right to make or refrain from making modifications and alterations to this statement from time to time. Nevertheless, NBSPL is committed to providing independent and transparent recommendations to its clients, and would be happy to provide information in response to specific client queries.

Before making an investment decision on the basis of this research, the reader needs to consider, with or without the assistance of an adviser, whether the advice is appropriate in light of their particular investment needs, objectives and financial circumstances. There are risks involved in securities trading. The price of securities can and does fluctuate, and an individual security may even become valueless. International investors are reminded of the additional risks inherent in international investments, such as currency fluctuations and international stock market or economic conditions, which may adversely affect the value of the investment. Opinions expressed are subject to change without any notice. Neither the company nor the director or the employees of NBSPL accept any liability whatsoever for any direct, indirect, consequential or other loss arising from any use of this research and/or further communication in relation to this research. Here it may be noted that neither NBSPL, nor its directors, employees, agents or representatives shall be liable for any damages whether direct or indirect, incidental, special or consequential including lost revenue or lost profit that may arise from or in connection with the use of the information contained in this report.

Copyright of this document vests exclusively with NBSPL. Our reports are also available on our website [www.nirmalbang.com](http://www.nirmalbang.com)